













N°	Image	Spécifications	Désignation
1		<p><b>KL-029-2</b>  <b>Two Function Manual Hospital Bed</b></p> <ul style="list-style-type: none"> <li>• Removable ABS head and foot board</li> <li>• Epoxy powder coated steel bed top surface</li> <li>* Epoxy powder coated steel bed frame</li> <li>• Tuck away ABS railing with safe lock</li> <li>• Mounted on 6' central braking castors</li> <li>• Bed frame thickness: 1.5mm</li> <li>• Maximum patient loading: 250KG</li> <li>• 2 Functions controlled by manual crank</li> <li>Backrest lifting: 0- 80 degree</li> <li>Legrest lifting: 0-40 degree</li> <li>• Standard accessories:</li> <li>Adjustable IV Stand x 1 unit</li> <li>Drainage bag hook x 2 unit</li> <li>• Packed in strong carton</li> <li>• Unit bed packing volume: 0.5 CBM</li> <li>• Unit bed weight: 90 KG</li> </ul>	<p>Lit  D'Hospitalisation</p>
2		<p><b>KL-025</b>  <b>Manual Hospital Bed 2 Functions</b></p> <ul style="list-style-type: none"> <li>• Removable aluminum head and foot board</li> <li>• Aluminum 6 sticks railing System</li> <li>• Mounted on 5' noiseless castor with brakes</li> <li>• Epoxy powder coated steel bed frame</li> <li>• Epoxy powder coated steel bed top</li> <li>• Bed frame thickness: 1.5mm</li> <li>• Maximum patient loading: 250KG</li> <li>• 2 Functions controlled manual crank</li> <li>Backrest lifting: 0- 80 degree</li> <li>Legrest lifting: 0- 40 degree</li> <li>• Standard accessories:</li> <li>Adjustable IV Stand x 1 unit</li> <li>Drainage bag hook x 2 unit</li> <li>Shoes holder in base x 1 unit</li> <li>Foldable abs top food table x 1 unit</li> <li>• Packed in strong wood box</li> <li>• Unit Bed packing volume: 0.4 CBM</li> <li>• Unit bed weight: 85 KG</li> </ul>	<p>Lit  D'Hospitalisation</p>
3		<p><b>KL-030</b>  <b>Two Functions Manual hospital Bed</b></p> <ul style="list-style-type: none"> <li>• Detachable epoxy power coated steel frame</li> <li>• Epoxy Power coated steel bed top surface</li> <li>• Easy detachable bed head and foot board</li> <li>• Stainless steel railing can be lowered</li> <li>• Bed frame thickness: 1.5 mm</li> <li>• Maximum patient loading : 250 KG</li> <li>• 2 functions controlled by manual crank</li> <li>Backrest lifting : 0-80 degree</li> <li>Legrest lifting : 0-40 degree</li> <li>• Standard accessories:</li> <li>Adjustable IV Stand x 1 unit</li> <li>Drainage bag hook x 2 unit</li> <li>Shoes holder in the the base x 1 unit</li> <li>• Packed in strong carton</li> <li>• Unit bed packing volume : 0.4 CBM</li> <li>• Unit bed weight: 70 KG</li> </ul>	<p>Lit  D'Hospitalisation</p>

4		<p><b>KL-P003 Matching Bed Size Mattress</b></p> <ul style="list-style-type: none"> <li>• High density foam mattress</li> <li>• Foam mattress 45KG/CBM</li> <li>• Detachable waterproof canvas cover • 8CM thickness</li> <li>• Packed in strong carton</li> <li>• G/W: 11KG</li> </ul>	Matelas
5		<p><b>KL-X10 Stainless Steel Exam Table</b></p> <ul style="list-style-type: none"> <li>* 304 Stainless steel structure</li> <li>• Head can be lifted up</li> <li>• Max weight capacity: 1 80kg</li> <li>• Matres: high class sponge artificial leather</li> <li>• Dimension 1900*600*6 80mm</li> <li>• Packed in strong carton</li> <li>• Packing volume: 0.5 CBM</li> <li>• Cross weight: 48KG</li> </ul>	Table D'examen
6		<p><b>KL-R054 Emergency Trolley Crash Cart</b></p> <ul style="list-style-type: none"> <li>• Mainly made of plastic, aluminium and steel</li> <li>• ABS top board, easy to clean</li> <li>• Four columns</li> <li>• Plastic-steel columns: 750*475*920mm</li> <li>• Mounted on castors with brakes</li> <li>• Central braking Systems for the drawers</li> <li>• Accessories: Dust bin x 2 units Telescopic tray x 1 unit I file holder x 1 unit Sharp container x 1 unit Defibrillator tray x 1 unit Adjustable iv pole x 1 unit Plug and socket x 1 unit CPR board x 1 unit Oxygen tank holder x 1 unit</li> <li>• Packed in strong carton</li> <li>• Packing volume: 0.5 CBM</li> <li>• Gross weight: 65KG</li> </ul>	Chariot Médical
7		<p><b>KL-E030 Wheelchair</b></p> <ul style="list-style-type: none"> <li>• Power coated steel structure.</li> <li>• Foldable design.</li> <li>• Detachable foot support.</li> <li>• Size: 670*1050*510/900mm</li> <li>• Detachable foot support.</li> <li>• Two Large wheel lockable airer covered and two small wheel</li> <li>• Chrome plated tubular steel frame</li> <li>• Vinyl seat, Swinaway foot rest</li> <li>• Packing volume: 0.1 CBM</li> </ul>	Chaise roulante

9		<p><b>KL-B041-1 Patient Transfer Trolley</b></p> <ul style="list-style-type: none"> <li>• Patient transfer trolley</li> <li>• PP railing with safe lock System</li> <li>• X-Ray translucent ABS trolley top</li> <li>• Electrostatic spray steel frame</li> <li>• Mattress with straps to transfer the patient</li> <li>• Size: 1 Q50*65Q*500-900mm ( L*W*H )</li> <li>• Mounted on 6: central braking castors</li> <li>• With directional steering castor</li> <li>• 2 Functions controlled manually</li> <li>• Backrest lifting: 0- 80 degree ( gas spring )</li> <li>• Height adjustment: 500- 900mm ( crank )</li> </ul> <p>Standard accessories:    Adjustable drip stands 1 unit    Oxygen bottle holder x 1 unit</p> <ul style="list-style-type: none"> <li>• Packed in strong wood box</li> <li>• Packing volume: 1 CBM</li> <li>• Gross weight 115KG</li> </ul>	Chariot de transfert de patient
10		<p><b>KL-LED.STZ4</b></p> <p>Lamp are suitable for the requirements of various operation conditions and it is ideal operating lighting equipment for modern operation rooms and clean operation rooms.</p> <p>Features:</p> <ul style="list-style-type: none"> <li>• Imported LED cold light source is adopted, with the ultrathin optical lens.</li> <li>• Digital means are adopted for stepless regulation of LED brightness.</li> <li>• Light field size can be adjusted by the handle.</li> <li>• The removable handle sheath can be disinfected at the high temperature of 135°C.</li> <li>• The service life of LED shadowless lamp is long (50,000h).</li> <li>• Color temp can be adjusted in three steps.</li> <li>• The imported switch power supply is adopted to control the voltage, making the work voltage permanently stable.</li> <li>• The no welding titanium alloy arm, Imported spring arm is lifted and lowered easily and freely.</li> </ul>	Lampe d'opération
11		<p><b>KL-LED. STZ4/STZ4</b></p> <p>KL-LED.STZ4/STZ4 series shadowless operation lamp are suitable for the requirements of various operation conditions and it is ideal operating lighting equipment for modern operation rooms and clean operation rooms.</p> <p>Features:</p> <ul style="list-style-type: none"> <li>• Imported LED cold light source is adopted , with the ultrathin optical lens.</li> <li>• Digital means are adopted for stepless regulation of LED brightness.</li> </ul>	Lampe d'opération

		<ul style="list-style-type: none"> <li>• Light field size can be adjusted by the handle.</li> <li>• The removable handle sheath can be disinfected at the high temperature of 135 °C.</li> <li>• The service life of LED shadowless lamp is long (50,000h).</li> <li>• Color temp can be adjusted in three steps.</li> <li>• The imported switch power supply is adopted to control the voltage, making the work voltage permanently stable.</li> <li>• The no welding titanium alloy arm, Imported spring arm is lifted and lowered easily and freely.</li> </ul>	
12		<p><b>KL-LED-D78/D61</b></p> <p>Features:</p> <ul style="list-style-type: none"> <li>• An imported LED cold light source is adopted.</li> <li>• Digital means are adopted for stepless regulation of LED brightness.</li> <li>• With electric focusing function.</li> <li>• The removable handle sheath can be disinfected at the high temperature of 135 °C.</li> <li>• Imported spring arm.</li> <li>• The service life of LED shadowless lamp is long (50,000h).</li> <li>• The imported switch power supply is adopted to control the voltage, making the work voltage permanently stable.</li> <li>• The no welding titanium alloy arm and the streamline-designed lamp cap better meet the design requirements of modern clean laminar flow operation rooms</li> </ul>	Lampe d'opération

<p>13</p>		<p><b>DL•A</b>          electric operating table features with integrated multi-function can fulfill the needs of various operations.</p> <p>Features:</p> <ul style="list-style-type: none"> <li>• The bed surface adopts imported carbon plastic platethe,the table can slide which can fulfill the needs of C type arm whole body examination.</li> <li>• Panel control and remote control, with battery can fit for 50 sets operaing</li> <li>• The mattress is wrapped with imported artificial leather. High-density memory sponge is formed in one piece, with no seam.</li> <li>• Imported LINAK motor without noise and with long life-span.</li> <li>• The base seat and upright column covering are made of high quality 304 stainless steel which can be easily cleaned and sterilized.</li> <li>• Foot treadle brake device which is easy for moving operating table.</li> <li>• The leg part use spring gas control ,separate leg part</li> </ul> <p>Standard Accessories :          A pair of shoulder support frame, a pair of waist support frame, a pair of arm resting frame, a pair of leg support frame, a screen frame, a pair of pedal foot board, a waistband.</p>	<p>Table          d'opération          électrique  <b>Reservé</b></p>
<p>14</p>		<p><b>LED AGF-40 &amp; LLS-2800</b>  <b>Fibergastroscope LED source</b></p>	<p>Fibroscopie</p>

